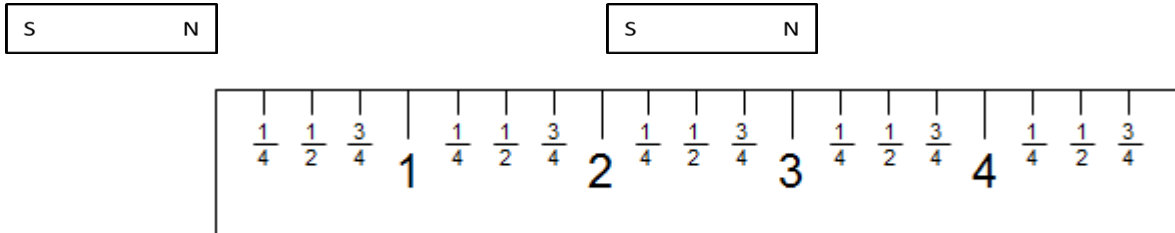


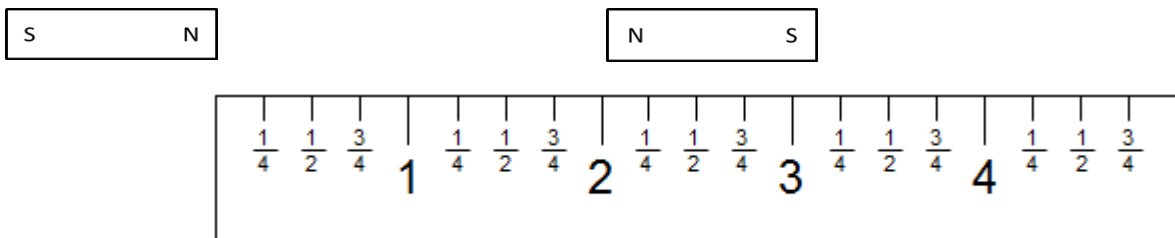
Project 2.4a Magnetic Interactions Data Sheet

Try each interaction three times by sliding the magnet at the 2 inch mark toward the magnet or paper clip at the end of the ruler. Mark on the ruler where the magnet or paper clip showed a reaction to the force by moving. Notice if the interaction is a push or a pull.

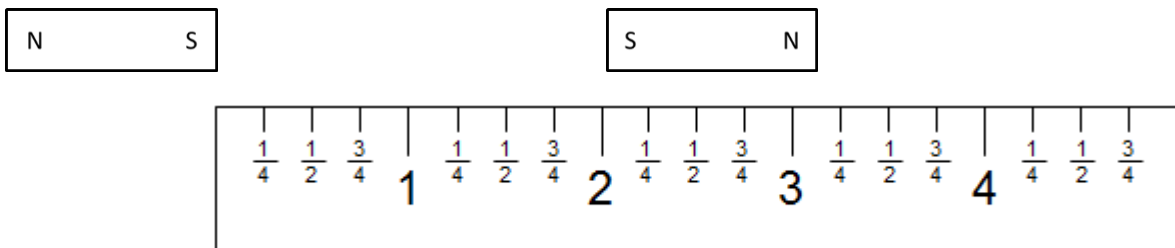
1. North – South Pole Interaction



2. North – North Pole Interaction



3. South – South Pole Interaction



4. Paperclip – Magnet Interaction

